

Table 1. Home and lab calprotectin results and classification

Subject ID	IBDoc Value (µg/g)	value classification	IBDoc result date	Lab value (µg/g)	value classification 2	Date lab result reported
0001	191	Normal	27/04/2020	197	Normal	29/04/2020
0002						
0003	816	High	05/05/2020			
0003	199	Normal	12/07/2020			
0004	>1000	High	19/05/2020			
0005	>1000	High	12/05/2020	770	High	26/05/2020
0006	>1000	High	10/05/2020			
0007				38	Normal	28/04/2020
0008	924	High	06/05/2020			
0009	invalid	invalid	15/05/2020			
0009	502	High	08/06/2020			
0010	>1000	High	12/05/2020			
0011	643	High	16/05/2020	1617	High	23/04/2020
0011	>1000	High	08/07/2020			
0012	<30	Normal	10/06/2020	<30	Normal	23/07/2020
0013				>1800	High	30/05/2020
0014	696	High	19/05/2020	>1800	High	30/05/2020
0014	692	High	02/08/2020			
0015	237	Normal	06/07/2020			
0016	210	Normal	20/05/2020			
0017	890	High	22/07/2020	1223	High	01/07/2020
0018	<30	Normal	24/05/2020			
0019	118	Normal	22/05/2020			
0020				701	High	30/05/2020
0021	558	High	11/07/2020			
0022	>1000	High	23/06/2020	>1800	High	11/03/2020
0023	466	Moderate	06/06/2020			
0024	228	Normal	31/05/2020			
0025				>1800	High	04/06/2020
0026	765	High	29/05/2020	>1800	High	29/05/2020
0027	421	Moderate	06/08/2020			
0028				167		09/07/2020
0029	>1000	High	07/06/2020			
0030	<30	Normal	09/06/2020			
0031	905	High	07/06/2020	77	Normal	28/07/2020
0032				320		19/06/2020
0033	536	High	14/06/2020	297	Moderate	15/06/2020
0034	79	Normal	05/06/2020			
0035	>1000	High	25/06/2020			

0036	316	Moderate	24/06/2020			
0037				164		03/07/2020
0038	498	Moderate	01/07/2020	<30	Normal	14/07/2020
0039				85		03/07/2020
0040	>1000	High	05/07/2020	>1800	High	05/08/2020
0041	516	High	26/06/2020			
0042						
0043	131	Normal	02/07/2020			
0044	49	Normal				
0045						
0046	328	Moderate	22/07/2020	114	Normal	23/04/2020
0047	709	High	01/08/2020	350	Moderate	13/08/2020
0048						
0049	112	Normal	04/08/2020			
0050	198	Normal	16/07/2020			
0051	194	Normal	19/07/2020			
0052	176	Normal	24/07/2020			
0053	>1000	High	30/07/2020			
0054						

Table 2. Action taken following home calprotectin

Reason for home Test	IBDoc Value (µg/g)	Lab value	Action taken
Flaring	n/a	701	
Flaring	n/a	38	
Flaring	<30	<30	lab calprotectin requested
Flaring	n/a	>1800	
Flaring	696	>1800	lab calprotectin requested
(repeat calpro)	692		
Flaring	210		physical clinical review arranged
Flaring	466		switch to infliximab from adalimumab
Flaring	n/a	>1800	
Flaring	536	297	lab calprotectin requested
Flaring	>1000		To start CD treat
Surveillance (Uste)	>1000		uste dose increased
Surveillance (prev anti TNF)	>1000	770	infliximab restarted
Surveillance (off therapy)	>1000		amgevita started
Surveillance (off MTX)	924		amgevita started
Surveillance (Uste)	>1000		MP dose increased
Surveillance (ADA/MTX)	237		MDT +conitnue current mgt

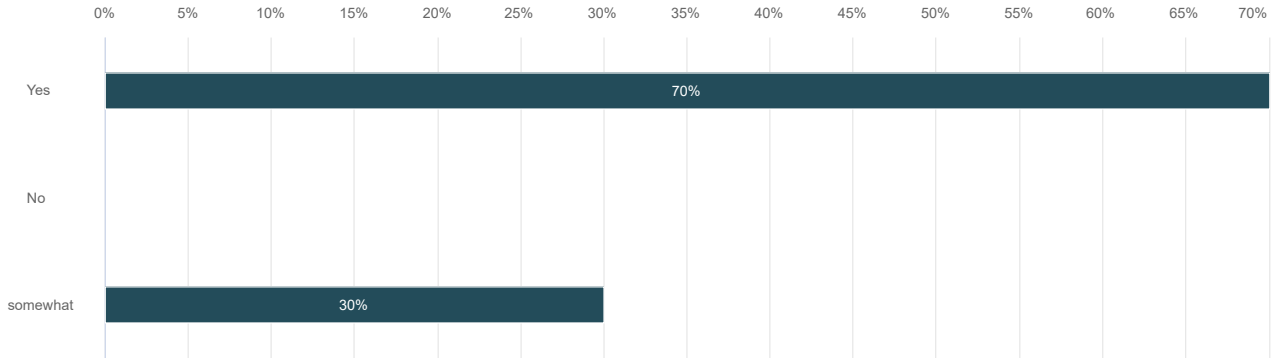
Surveillance (Aza)	118		MDT +continue current mgt
Surveillance (off IFX)	228		continue current mgt
Surveillance	421		lab calprotectin requested
Surveillance (Aza)	>1000		phone clinic to discuss medication compliance
Surveillance (Aza)	<30		continue current mgt
Surveillance (post CD-Azcro)		320	
Surveillance		85	
Surveillance (off pred on MP)	516		rectal salofalk dose increased
Surveillance			
Surveillance (reduced frequency of Ada)	131		adalimamub level requested
Surveillance			
Surveillance	709	350	MRI + lab calpro requested
Surveillance	198		continue curent mgt
Surveillance	176		continue curent mgt
Surveillance	>1000		lab calprotectin and endoscopy requested
Surveillance			
Response to therapy			
Response to therapy	816		continue current management
(repeat calpro)	199		
Response to therapy	invalid		
(repeat calpro)	502		started on EEN
Response to therapy (EEN)	890	1223	Mecaptopurine dose adjusted
Response to therapy (IFX)	<30		continue current therapy = MDT
Response to therapy (EEN)	558		continue current therapy
Response to therapy (biologic)	>1000	>1800	adalimamub level requested
Response to therapy (EEN)	765	>1800	steroid started
Response to therapy (biologic)		167	
Response to therapy (biologic)	905	77	Inflix frequency increased 4/wkly from 8wkly
Response to therapy (biologic)	79		to continue current management
Response to therapy	316		continue current mgt/MDT discussion
Response to therapy (EEN)		164	
Response to therapy (EEN)	498	<30	lab confirmation requested
Response to therapy (steroids)	>1000	>1800	endoscopy requested
Response to therapy (biologic)	49		continue current mgt
Response to therapy (modulen)	328	114	continue current mgt
Response to therapy (biologic)			
Response to therapy (Biologic)	112		continue current mgt
Response to therapy (Biologic)	194		additional lab tests requested (nutritional)
New diagnosis	191	197	salofalk dose reduced
New diagnosis	643	1617	continue mgt (modulen)

**Basic report**  
**IBDoc User Feedback**

Total number of respondents: 20

**1. Did you find the user instructions easy to understand?**

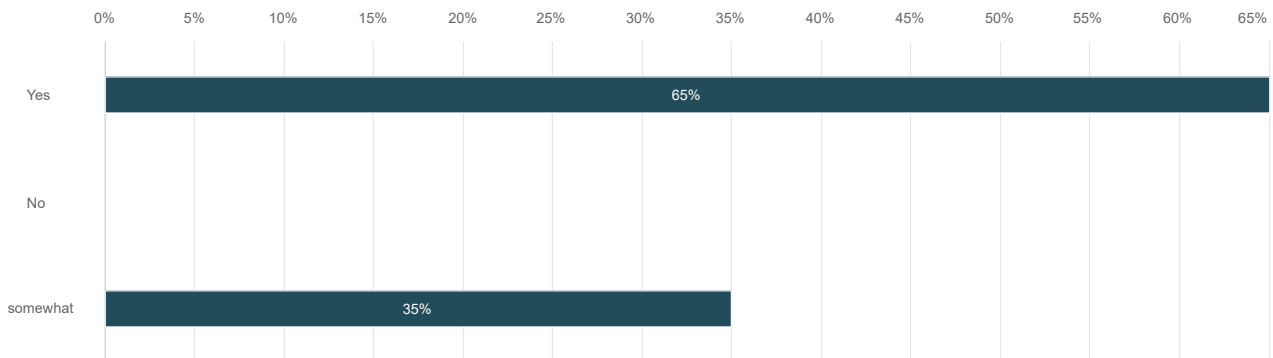
Number of respondents: 20



	n	Percent
Yes	14	70%
No	0	0%
somewhat	6	30%

**2. Did you find the IBDoc kit easy to use?**

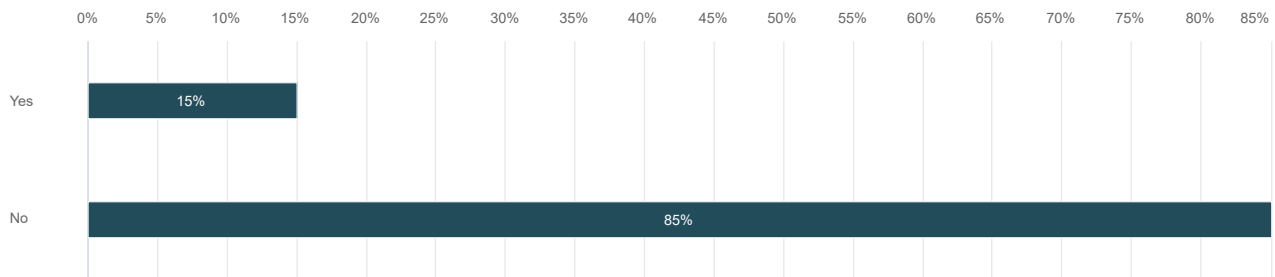
Number of respondents: 20



	n	Percent
Yes	13	65%
No	0	0%
somewhat	7	35%

**3. Is there anything you would add to the kit to make it easier to use?**

Number of respondents: 20



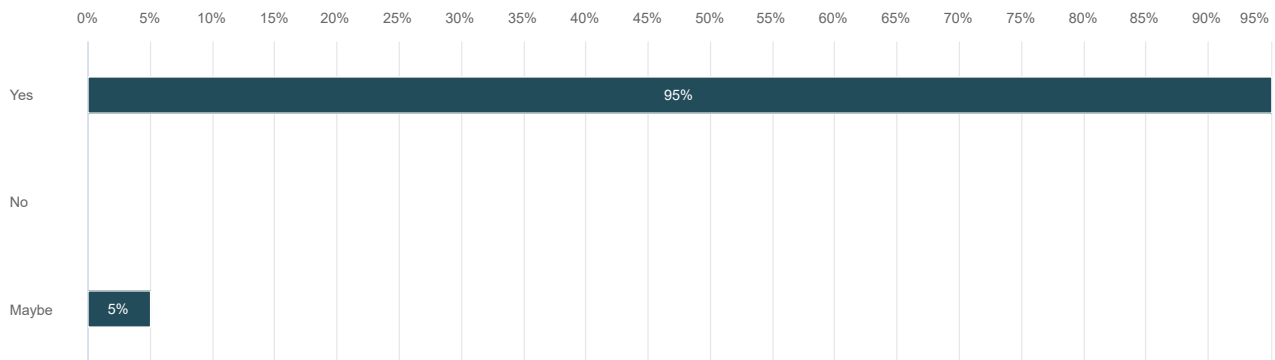
	n	Percent
Yes	3	15%
No	17	85%

**Answers given into free text field**

Option names	Text
Yes	The catching paper for the stools is a bit weak when collecting a solid stool ,ours just collapsed, I would try make something more substantial to collect the stool
Yes	Anotate kit that you dont get the results yourself if the IBD Team set it up so that the results only go to them.
Yes	The instructions where just pictures, the video the nurse sent made more sense and made it easier to use

**4. Would you comfortable/willing to use the IBDoc home test kit in future?**

Number of respondents: 20



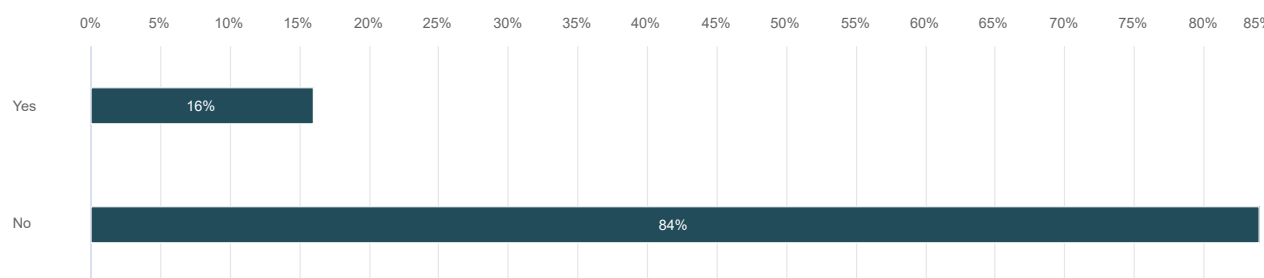
	n	Percent
Yes	19	95%
No	0	0%
Maybe	1	5%

**Answers given into free text field**

Option names	Text
--------------	------

**5. Do you have any suggestions on changes that could make the IBDoc easier to use?**

Number of respondents: 19



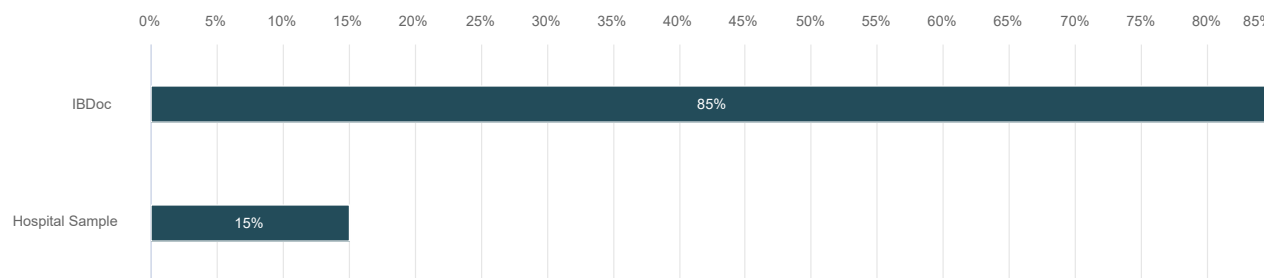
	n	Percent
Yes	3	15.79%
No	16	84.21%

**Answers given into free text field**

Option names	Text
Yes	longer time given to algin and take pic of result. Time ran out when trying to do
Yes	we should have watched the video first
Yes	A trouble shooting guide- the results didn't automatically send as they should have , a guide would have given guidance on what to do in this situation.

**6. Do you prefer the home sample kit or the hospital sample method?**

Number of respondents: 20



	n	Percent
IBDoc	17	85%
Hospital Sample	3	15%

**7. Can you tell us why you made the choice in question 6 ?**

Number of respondents: 18

Responses
Preferred doing it all at home rather than having to drop the sample into the drs. Also the result was much quicker rather than having to wait a couple of weeks for the results.
Quick and simple to use and faster results
Quick and easy to use, and you get an immediate result.
Previously, doing the test would have meant me collecting a kit from the GP, doing the test then physically taking it up to the hospital. The home kit is much more convenient.
Saves time for health professionals and the patient.
It takes the pressure of our teenage son to produce a sample for a specific time! Also, going to the Hospital is not as straightforward as it used to be before CoVID 19. Therefore, it makes more sense to be able to do the Calprotectin test at home.
It was easy and I feel more comfortable
Easy to use and didn't need to produce a sample on clinic day. Also didn't have to go to appointment with sample as can be a little embarrassing for child.
My son gets very anxious at hospital so this kit is perfect to keep him happy
Easier at home
It's a lot easier with home kit as I live 3 hour drive from the kids hospital and the sample has to be handed in at hospital here then onto Glasgow meaning the results take longer to come back. Great piece of kit
its more convenient
my daughter prefers it as it's less messy, she's in control and it's a more private experience
I liked the opportunity to use the testing kit at home, the long incubation time made me a little apprehensive to get the test started to ensure I could complete the test properly. However having done it I feel more confident to home test again in the future. I chose the hospital test over home test as the result was intermediate and we had to go for hospital test anyway.
As there's a decreased chance of it going wrong
Saves having to go to clinic
It's much more practical for our family, traditional tests rely on being able to get the results to doctors surgery or hospital which isn't always easy. Using the home kit meant it could be done anytime of the day, any day of the week.
Saves a trip to hand in sample.

**8. please tell us what you thought about using the kit in your own words.**

Number of respondents: 18

Responses
I found it very interesting - as a family we had in a lot of samples so it felt much simpler to perform the test at home. Instructions were clear and easy to follow and although we don't see an exact figure for the calprotectin until the nurse gets back we still could see whether the result was high, medium or low, which is helpful. I assisted my son with the test but I would be confident that he could follow the steps if he had to.
Quick and simple to use, easy to understand and less hassle
No issues, Easy to use and quick result.
I found the instructions confusing at first but eventually got the hang of it. I thought I had done something wrong when I didn't immediately get the result but found out later that was due to the way the IBD team set up the account. I would definitely prefer to do the test this way in future.
It was easy to use
The App needs to be more accessible to other Devices. Luckily we managed to find an old iPod Touch (5th Gen) or we wouldn't have been able to do the test. Now that we have done the test at home for the first time, the next time will be so much easier and less stressful.
At first I didn't like the idea of it, however after completing it I felt it was a better and more comfortable process than first thought.
It was easy to use and reassuring that the test could be done while the pandemic is present.
very simple good instruction with kit and online
Was a little fiddly but happier doing at home
Brilliant, efficient and a lot easier and less stress waiting on hospital tests.
once we got the hang of it (you need to click it really hard), it's pretty straight forward and it's good to get a normal or high reading straight away
I thought it was good however my son's result was much higher than I expected which made me doubt myself if I had done it correct.
The video really helped to explain the process. The collection 'sheet' was helpful to collect the sample for the tube. The app was straightforward to use to set up the camera for reading the result. I think I would feel more confident with a more defined recommended incubation period, I was worried that choosing too long (8+ hours) or short (2 hours) a time would impact the result.
I thought that the instructions were easy to follow however found it a bit daunting in case I did the test wrong
Useful
It was easy to use and was a much more practical solution. Meant that it saved a visit to a surgery and results being with GI team much faster is a real bonus.
Overall easy to use was just a bit impatient waiting to test sample. Found difficult when app wouldn't download on iPad or new iPhone had to try various phones in the family to get app downloaded to test sample.